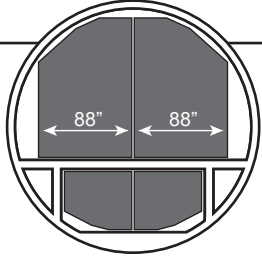




ULD Configurations

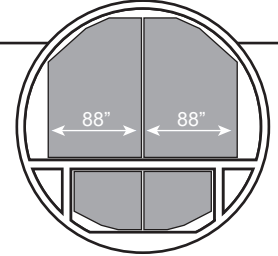
Configuration A

- Twenty two (22) A2 125"x88" ULDs loaded side by side.
- Two (2) netted 88"x125" ULDs at either end, which are netted and restricted in height.



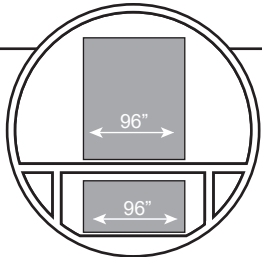
Configuration B

- Twenty four (24) A2 108"x88" ULDs loaded side by side.
- Two (2) netted 88"x108" ULDs at either end, which are restricted in height.



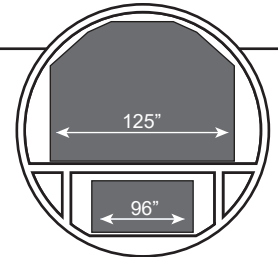
Configuration C

- Eleven (11) 125"x96" ULD modified containers.
- Two (2) 88"x125" ULDs at either end, which are restricted in height.



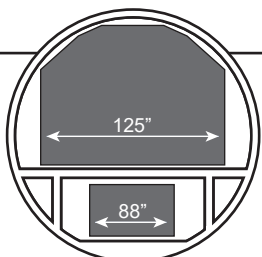
Configuration D

- Seventeen (17) contoured 88"x125" ULDs.
- Two (2) ULDs at either end, which are restricted in height.



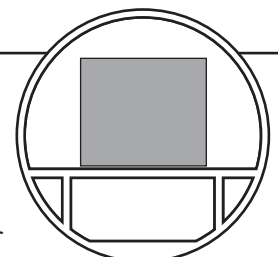
Configuration E

- Fourteen (14) contoured 96"x125" ULDs.
- Two (2) ULDs at either end, which are restricted in height.



Configuration G

- Five (5) 16' pallets with a maximum weight of 15,000lb each.
- One (1) 96"x125" ULD.
- Two (2) 88"x125" ULDs at either end, which are restricted in height.



Operating Weights

MTW 413,000lbs/187,333kg
MTOW 411,996 lbs/186,880kg

MLW 325,996lbs/147,871kg
MZFW 308,997lbs/140,160kg

OEW (average) 180,440lbs/81,847kg
Payload 125,500lbs/56,925kg
Fuel Capacity 24,300 US gal