
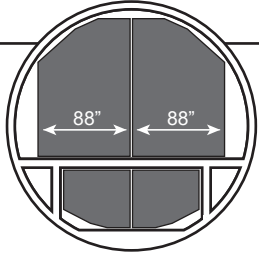




## ULD Configurations


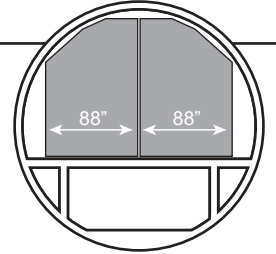
### Configuration A

- Eighteen (18) contoured 125"x88" ULDs loaded side by side.
- One (1) 88"x125" ULD which is restricted in height.



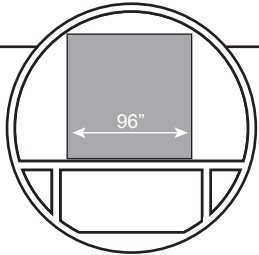
### Configuration B

- Twenty (20) contoured 108"x88" ULDs loaded side by side.
- One (1) 88"x108" ULD which is restricted in height.



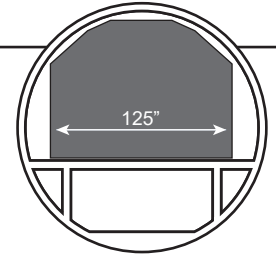
### Configuration C

- Nine (9) longitudinal 125"x96" pallets.
- One (1) contoured 88"x125" ULD which is restricted in height.



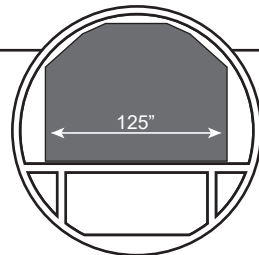
### Configuration D

- Thirteen (13) contoured 125"x88" ULDs.



### Configuration E

- Twelve (12) contoured 96"x125" ULDs.



## Operating Weights

MTW	351,000lbs/159,755kg
MLW	283,000lbs/128,367kg
MZFW	266,000lbs/120,635kg

OEW (average)	167,000lbs/75,750kg
Payload	99,000lbs/44,906kg
Fuel Capacity	16,700 US Gal